

Product Class	Test Item	Specimen	Reaction Time	Detection Range
Cardiac	cTnI	WB/Plasma	15min	0.05-50ng/mL
	Myo	Serum/Plasma	15min	2.5-400ng/mL
	CK-MB	Serum/Plasma	15min	1-80ng/mL
	3 in 1 (cTnI/CK-MB/Myo)	WB/Plasma	15min	Refer to individual item
	D-Dimer	WB/Plasma	3min	0.1-10mg/L
	NT-proBNP	WB/Serum/Plasma	15min	15-35000pg/mL
	5 in 1 (cTnI/CK-MB/Myo/D-Dimer/NT-proBNP)	WB	15min	Refer to individual item
	hFABP	Serum/Plasma	15min	2-120ng/mL
	BNP	WB/Plasma	10min	10-5000pg/mL
	LP-PLA2	WB/Serum/Plasma	10min	5-800ng/mL
Tumor	HCY	Plasma	15min	2-50umol/L
	s100-β	WB/Serum/Plasma	10 min	0.05-10.0ug/L
	AFP	Serum/Plasma	10min	3-2000ng/mL
	CEA	Serum/Plasma	10min	0.5-500ng/mL
	2 in 1 (CEA/AFP)	Serum/Plasma	10min	Refer to individual item
Infection	tPSA	Serum	15min	0.5-200ng/mL
	fPSA	Serum	15min	0.2-30ng/mL
	hsCRP/CRP	WB/Serum/Plasma	3min	0.5-200mg/L
	PCT	WB/Serum/Plasma	15min	0.1-100ng/mL
	SAA	WB/Serum/Plasma	3min	1-200mg/L
Hormone	2 in 1 (CRP/SAA)	WB/Serum/Plasma	3min	Refer to individual item
	IL-6	Serum/Plasma	15min	5-1000pg/mL
	β-HCG	Serum/Plasma	10min	5-20000mIU/mL
	PROG	Serum	10min	0.3-80ng/mL
	FSH	Serum	20min	0.3-200mIU/mL
	LH	Serum	20min	1-200mIU/mL
	PRL	Serum	20min	1-4000uIU/mL
	3 in 1 (FSH/LH/PRL)	Serum	20min	Refer to individual item
	TES(Testosterone)	Serum	10min	0.2-20ng/mL
Diabetes and Renal Injury	E2	Serum	10min	10-3000pg/mL
	AMH	Serum	10min	0.1-25ng/mL
	HbA1c	WB	5min	4-15%
	MAU	Urine	10min	2-300mg/L
Thyroid gland	NGAL	Urine	10min	20-5000ng/ml
	Cys-C	WB/Plasma	5min	0.2-8mg/L
	TSH	Serum/plasma	20min	0.4-100uIU/mL
	TT4	Plasma/Serum	15min	10-320nmol/L
	TT3	Serum	15min	0.5-10nmol/L
Gastrointestine	ft3	Serum	15min	0.4-50pmol/L
	ft4	Serum	15min	0.3-100pmol/L
	PG I	Serum	15min	1-200ng/mL
Infectious Disease	PG II	Serum	15min	0.5-100ng/mL
	2 in 1 (PG I/PG II)	Serum	15min	Refer to individual item
Others	HBsAg	Serum/Plasma	10 min	0.5-250IU/mL
	HCV	Serum/Plasma	10 min	COI
Others	Ferritin	Serum	15min	1-1000ng/ml
	25 (OH) -D	Plasma	20min	/
	Total IgE	WB/Serum/Plasma	12min	1-1000IU/mL

All the parameters above are subject to the instructions.




FLI-600 FIA Analyzer


Fluorescence Immunoassay Analyzer

FLI-600 FIA Analyzer


• *Rapid* • *Accurate* • *Convenient*


Printer System 
Built-in thermal printer
Connect an external printer is also available


Software System 
Complete Q.C. system
Windows operating system
Built-in temperature control system
Multilingual information processing system
300,000 test records saved automatically

Connection 
Direct connection to LIS / HIS
USB 2.0 X 2, RS232 X 2
Ethernet on RJ45 X 1



 **Dimension and Weight**
410 x 282 x 398 mm
14 KG

 **User Interface**
10.1 inch touch screen
Resolution: 1920*1200

 **Test Channel**
6 parallel test channels for different parameters
Get results in 3 to 20 minutes



Test Reagent
Room temperature storage
Specimen: Whole Blood/Serum/
Plasma/Urine

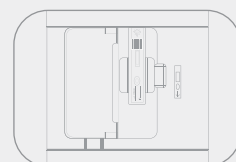
TEST PROCEDURE



Prepare for test



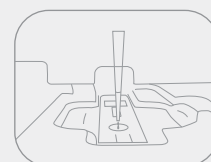
Insert SD card



Place cartridge into the slot



Sampling & Mixing



Loading



Testing

APPLICATION



Hospital



Laboratory



Health Center



Clinic